

1

2

3

4

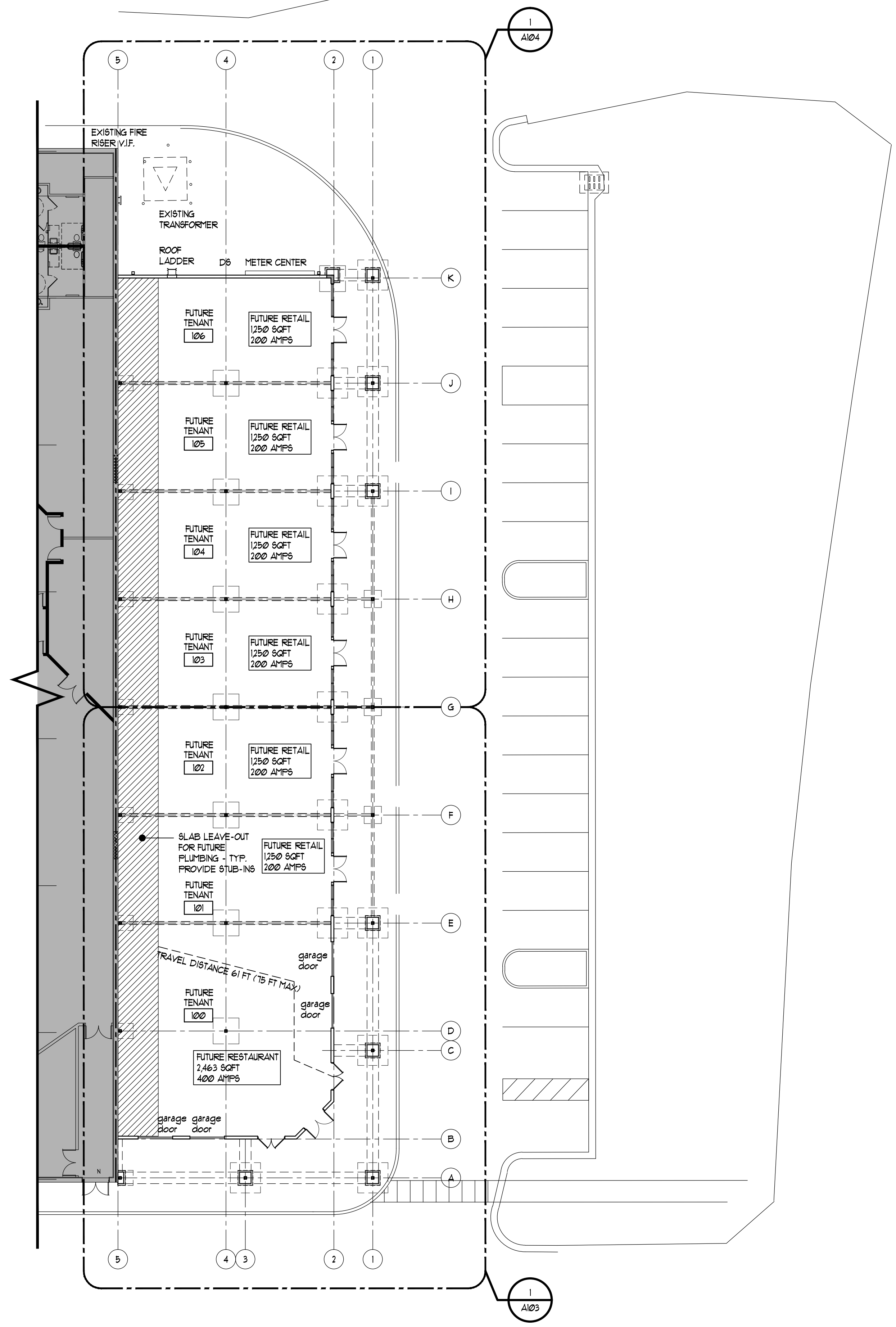
5

D

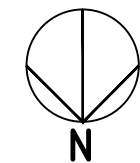
C

B

A



1 FLOOR PLAN GUIDE
 1/16" = 1'-0"



1

2

3

4


5

GENERAL CONSTRUCTION NOTES

- REFER TO THIS SHEET FOR PARTITION TYPES AND SECTIONS.
- PROVIDE (1) FIRE EXTINGUISHER PER 3000 SQUARE FEET OF USABLE OCCUPIED SPACE OR 75 FEET OF TRAVEL.
- VERIFY ALL STRUCTURAL, MECHANICAL, AND ELECTRICAL REQUIREMENTS AND COORDINATE REQUIRED CHANGES WITH OWNER PRIOR TO CONSTRUCTION.
- VERIFY ALL DIMENSIONS SHOWN ON PLAN, DO NOT SCALE DRAWINGS. NOTIFY ARCHITECT WITH ANY DISCREPANCIES PRIOR TO CONSTRUCTION.
- PROVIDE SUFFICIENT NUMBER OF 4'-0" X 8'-0" X 3/4" THICK FIRE RATED SHEETS OF PLYWOOD TO HOUSE PHONE/ DATA EQUIPMENT. PAINT TO MATCH WALLS.
- ALIGNMENT OF DOOR HEADS AND OTHER CRITICAL HORIZONTAL ELEMENTS SHALL BE MAINTAINED AT A CONSTANT LEVEL RELATIVE TO THE CEILING PLANE.
- WET LOCATIONS (INCLUDING TOILET AREAS, MOP AND SINK AREAS, LAUNDRY, ETC.) ARE TO HAVE WALLS CONSTRUCTED WITH MOISTURE RESISTANT GIB.
- WALL AND ROOF INSULATION:
 - WALLS: NEW 8" BLOCK
 - ROOF: NEW TPO WITH R-30 BOARD INSULATION
 - GLAZING: NEW STOREFRONT DOORS. U OF 0.9 AND SHGC OF 0.5.

LEGEND

- DOOR NUMBER- REF. SHEET A100
- ROOM NAME/NUMBER
- WALL MOUNTED 10 LB. 4A60BC FIRE EXTINGUISHER
- NEW EXTERIOR WALL ASSEMBLY- REFERENCE WALL SECTIONS AND STRUCTURAL DRAWINGS FOR ADDITIONAL INFORMATION.
- EXISTING FIRE RATED WALL ASSEMBLY



WIEDRICK ARCHITECTURE INC.
 AA26001799
 2020 HEIDELBERG AVE.
 DUNEDIN, FLORIDA, 34698
 727.736.8627
 STATE OF FLORIDA
 REGISTERED ARCHITECT:
 MATTHEW WIEDRICK
 AR94577

TO THE BEST OF THE ARCHITECTS OR ENGINEERS KNOWLEDGE THE PLANS AND SPECIFICATION COMPLY WITH THE APPLICABLE MINIMUM BUILDING CODES AND THE FIRE-SAFETY STANDARDS AS DETERMINED BY THE LOCAL AUTHORITY IN ACCORDANCE WITH 2011 FBC 6th EDITION SECTION 108.4.4 AND CHAPTER 633, FLORIDA STATUTES.

NEW ADDITION
 22920 FL-54
 LUTZ, FLORIDA 33549

PROJECT ADDRESS:
 22920 FL-54
 LUTZ, FLORIDA
 33549

CLIENT:
 VERTICAL BUILDERS LLC.
 6201 N. NEBRASKA AVE
 SUITE C
 TAMPA, FL 33604

| DATE | DESCRIPTION |
|------|-------------|
| | |
| | |
| | |
| | |
| | |

FLOOR PLAN GUIDE

MJW
 PROJECT #18007

A102
 04/23/19

THIS DRAWING IS THE PROPERTY OF WIEDRICK ARCHITECTURE INCORPORATED. IT IS NOT TO BE USED ON ANY OTHER PROJECT. IT SHALL BE RETURNED UPON REQUEST. COPYRIGHT AS DATED.